

# Pingelly Primary School

# 2018

# Annual Report



**39 Park Street Pingelly, WA 6306 | 9887 2000**

[pingelly.ps@education.wa.edu.au](mailto:pingelly.ps@education.wa.edu.au) | [www.pingellyps.wa.edu.au](http://www.pingellyps.wa.edu.au)

# 2018 ANNUAL REPORT

<b>2018 ANNUAL REPORT</b>	<b>2</b>
<b>PRINCIPAL'S REPORT</b>	<b>3</b>
<b>OUR SCHOOL</b>	<b>4</b>
OUR VISION	4
OUR VALUES	4
STUDENT ENROLMENTS	4
<b>SCHOOL PERFORMANCE</b>	<b>5</b>
2016-2019 STRATEGIC PLAN TARGETS	5
RELATIONSHIPS	6
LEARNING ENVIRONMENT	7
LEADERSHIP	8
TEACHING QUALITY	9
RESOURCES	10
<b>2018 HIGHLIGHTS</b>	<b>12</b>
KEY EVENTS AND PROFESSIONAL LEARNING	12



# PRINCIPAL'S REPORT

---

The 2018 school year was an exciting year for the progress and growth of Pingelly PS. With a rigorous school improvement agenda in place, the major priorities for 2018 were community and relationships, learning environment, and preparation for the next strategic planning cycle.

With the year underway, community and relationships were targeted through a focus on developing the conditions for School Council to more effectively govern the school. Key policies and procedures were rewritten, and the capacity of members was invested into. The Communications and Engagement strategy was a central driver to making improvements around communications and community involvement and across 2018, Pingelly PS began to lay solid foundations for strong, sustainable parent and community relations.

In ensuring that a robust and challenging curriculum be provided to our students, we continually sought ways to value add. With the addition of a specialist languages, physical education and music program, we were able to provide more opportunity and diversity across the curriculum. We also continued to grow our focus on social and emotional learning and how this was embedded in to classroom learning. We examined key research and utilised the Play is the Way approach to develop a consistent approach and language across the school. This approach was the catalyst for further developments to STRIVE - our school values and culture. As the year went on, STRIVE became the driving force behind change and innovation to classroom learning, learning conditions and overall school improvement. STRIVE became more visual and grew beyond the embedded concept and understanding that already existed. Across 2018, STRIVE was integral to the understanding and establishment of a learning environment where social and emotional learning was at the core.

2018 brought a number of highlights and achievements. It was a year that saw us participate in the NAPLAN Online program and continue our progress in meeting the seven quality areas of the National Quality Standards. Our students performed well across faction and interschool sporting events displaying their talents on many occasions. The school hosted a number of events from classroom assemblies, the CHAT breakfast and drug and alcohol assembly, book fair, the colour fun run, and National Simultaneous Story time event. Each event was well supported by our local community especially our P&C whose contributions across the whole school year were amazing.

Our year culminated in a final concert night where the efforts and achievements of our students was acknowledged and appreciated. We said goodbye to graduating students and saw our students perform on stage one last time. I'd like to thank our wonderful staff for their role in the success of and progress made in 2018.

Rob McArdle  
**Principal**



# OUR SCHOOL

---

## Our Vision

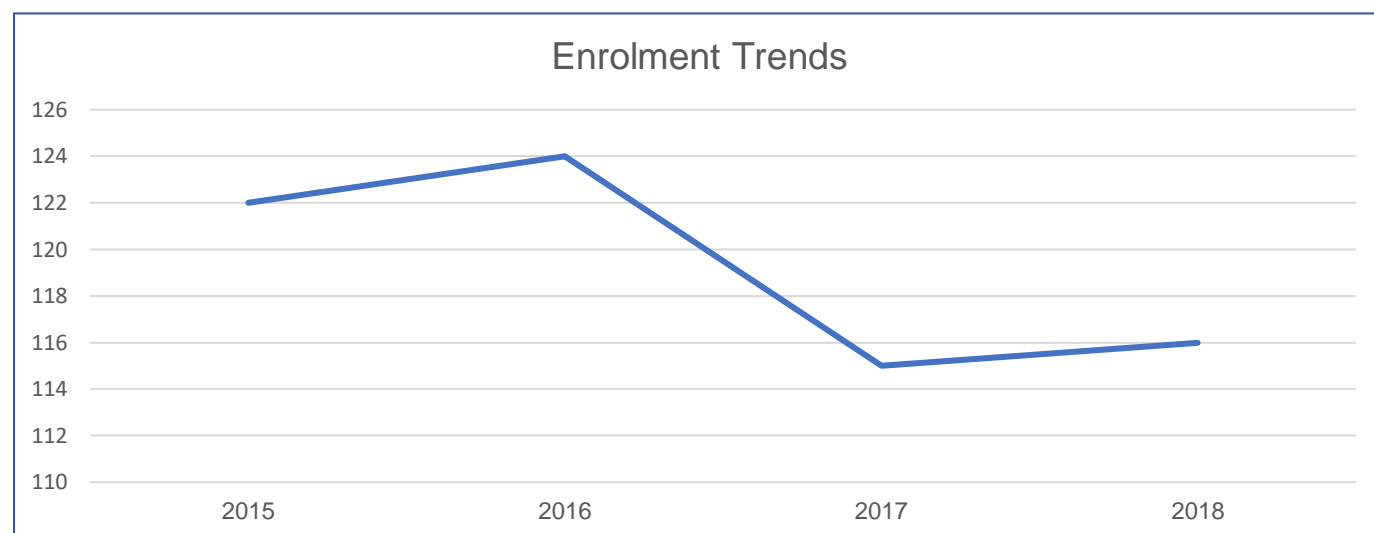
At Pingelly Primary School we want all students to be prepared for their future as confident, well-rounded masters of literacy and numeracy, who are technologically competent, self-disciplined, with a good work ethic, always striving for their personal best and aware of their responsibility to their community.

## Our Values

<b>Strength</b>	<i>It takes great strength to be sensible</i>
<b>Thoughtfulness</b>	<i>Have reasons for the things you say and do</i>
<b>Respect</b>	<i>Treat others as you would like them to treat you</i>
<b>Initiative</b>	<i>Pursue your personal best no matter who you work with</i>
<b>Valiance</b>	<i>Be brave, participate to progress</i>
<b>Emotional Intelligence</b>	<i>Be the master not the victim to your feelings</i>

## Student Enrolments (at February Census)

<b>2015</b>	<b>2016</b>	<b>2017</b>	<b>2018</b>
122	124	115	116



# SCHOOL PERFORMANCE

## 2016-2019 Strategic Plan Targets

### General Target:

All areas of the Western Australian Curriculum implemented according to SCSA timelines.

Achieved	Working Towards	Not Achieved
<input checked="" type="checkbox"/>		

### General Targets

All areas of the Aboriginal Cultural Standards Framework are consistently assessed at 'cultural responsiveness' stage.

Achieved	Working Towards	Not Achieved
	<input checked="" type="checkbox"/>	

### 2018 Target:

Maintain the upward trend in regular attendance

Achieved	Working Towards	Not Achieved
<input checked="" type="checkbox"/>		

### 2018 Target:

Increase the percentage of students achieving Literacy and Numeracy proficiency bands equal to or higher than State Schools in 2017-2019 test years.

Achieved	Working Towards	Not Achieved
		<input checked="" type="checkbox"/>

# SCHOOL PERFORMANCE

## Relationships



Parents



Staff



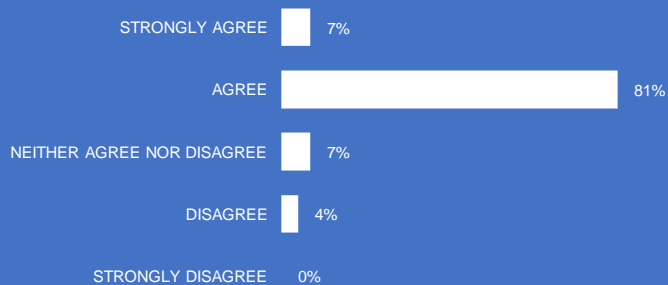
Students

### 2018 Parent Community and Staff Survey Results

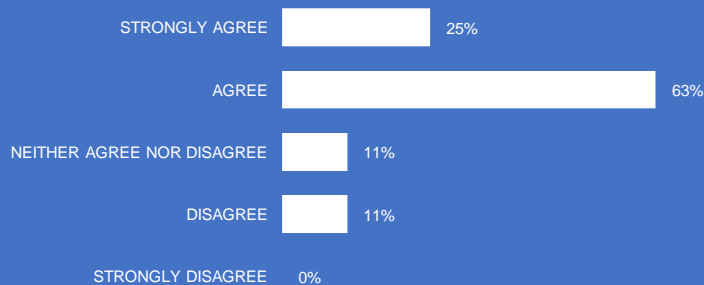
#### HOW WE CONNECT AND ENGAGE WITH THE LOCAL COMMUNITY



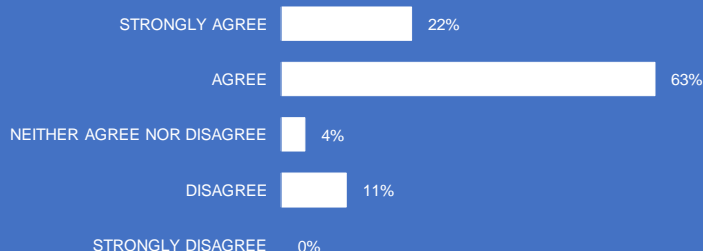
#### OPINIONS ARE HEARD AND VALUED



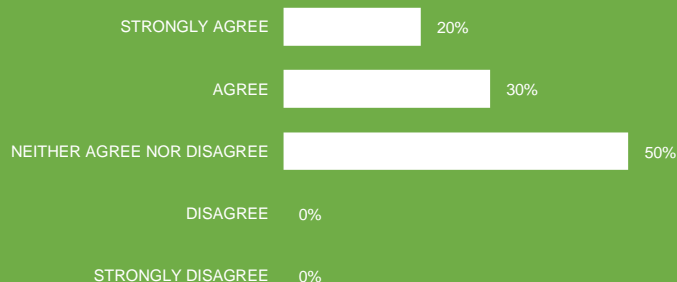
#### OPPORTUNITIES TO BE INVOLVED IN MY CHILDREN'S LEARNING



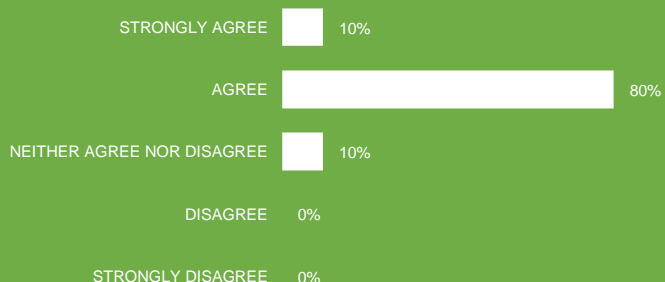
#### PINGELLY PS COMMUNICATES WITH ME WITH MATTERS RELATING TO MY CHILDREN



#### PPS WORKS WITH PARENTS TO SUPPORT STUDENTS' LEARNING



#### PPS HAS A STRONG RELATIONSHIP WITH THE LOCAL COMMUNITY





# SCHOOL PERFORMANCE

## Learning Environment



### Attendance Data Tables and Graphs Over Time

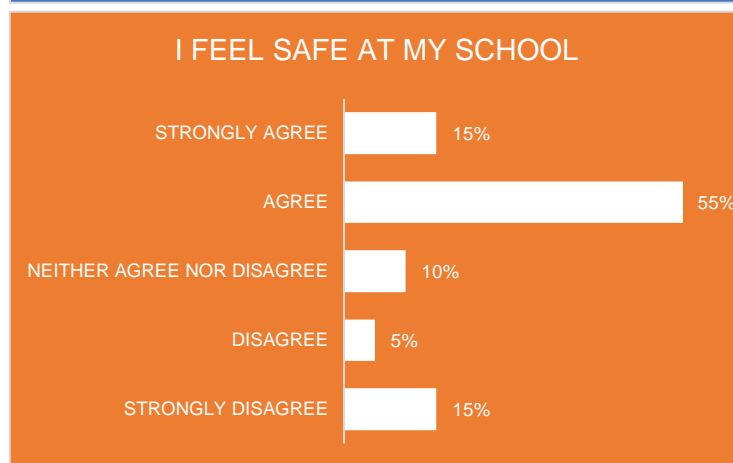
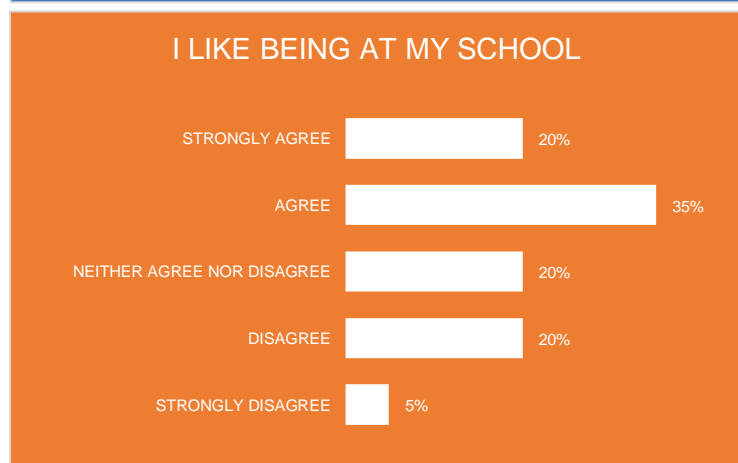
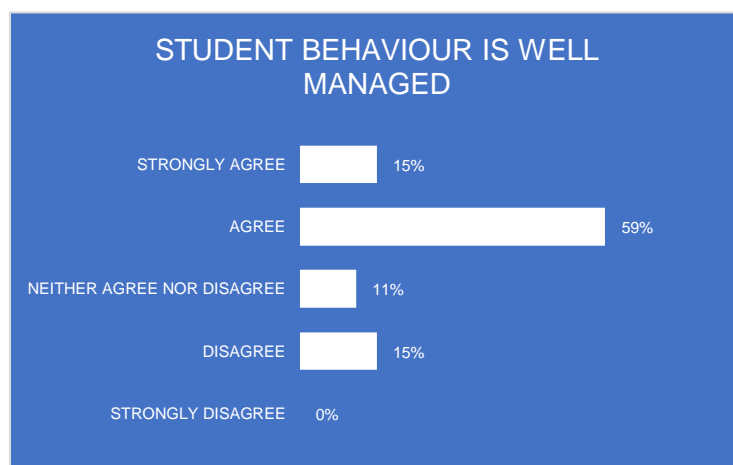
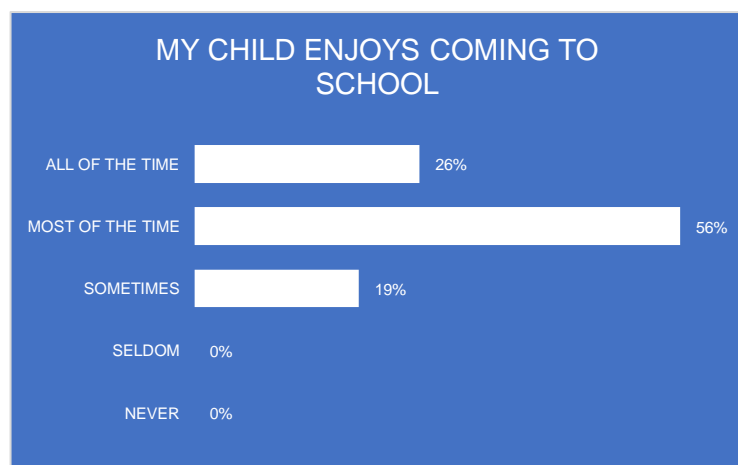
Table 1: Overall attendance data vs like and WA public schools 2016-2018.

Year	PPS	Like Schools	Our Rating	Public Schools	Our Rating
2018	<b>89.9%</b>	88.0%	↑	93.7%	↓
2017	<b>89.2%</b>	89.9%	↔	93.8%	↓
2016	<b>88.9%</b>	87.9%	↑	93.7%	↓

Table 2: Overall attendance data – Non-Aboriginal and Aboriginal Students vs like and WA public schools 2016-2018

Year	Non - Aboriginal			Our Rating	Aboriginal			Our Rating
	PPS	Like Schools	Public Schools		PPS	Like Schools	Public Schools	
2018	<b>92.6%</b>	92.3%	93.7%	↔	<b>85.9%</b>	80.8%	80.8%	↑
2017	<b>93.5%</b>	92.4%	93.8%	↔	<b>83.1%</b>	82.2%	81.2%	↑
2016	<b>93.2%</b>	92.1%	93.7%	↔	<b>81.3%</b>	78.3%	80.7%	↑

### 2018 Parent Community and Student Survey Results (year 5/6 only)



# SCHOOL PERFORMANCE

## Leadership



Parents



Staff

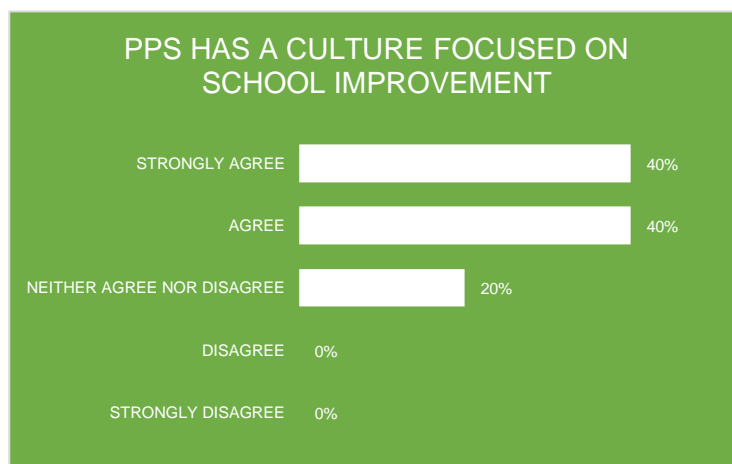
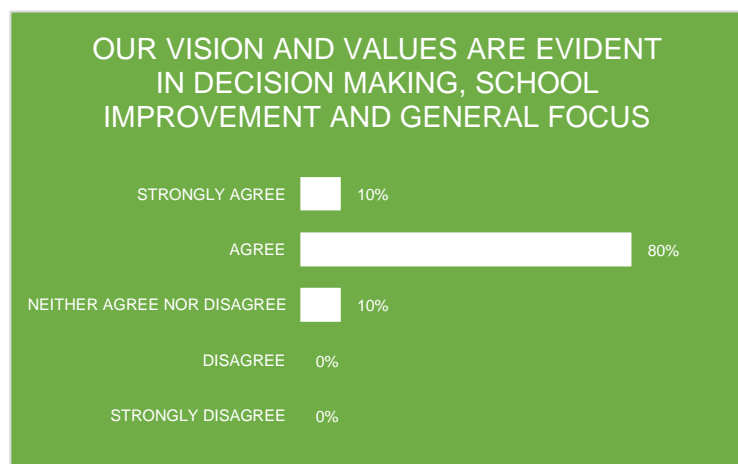
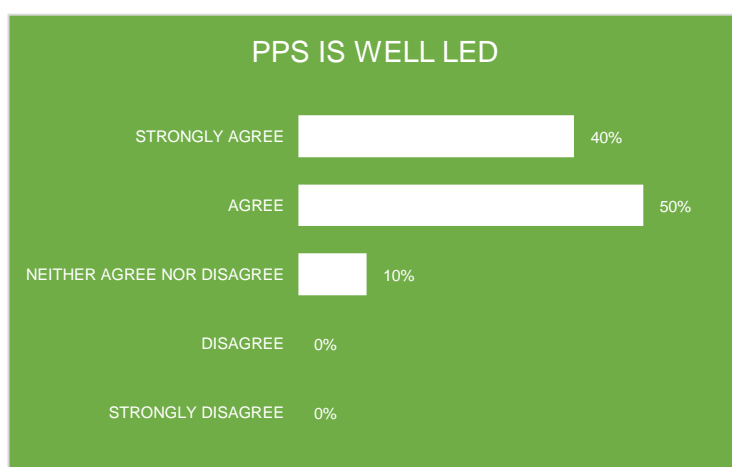
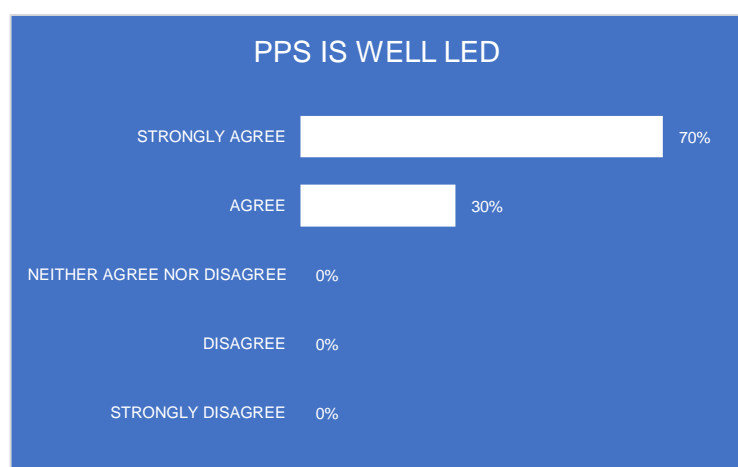


Students

### Key Achievements:

- Formation of Executive Leadership Team
- Development of leader's responsibilities profile
- Commencement of school improvement planning
- Reflection against the National School Improvement Tool

### 2018 Parent Community and Staff Survey Results



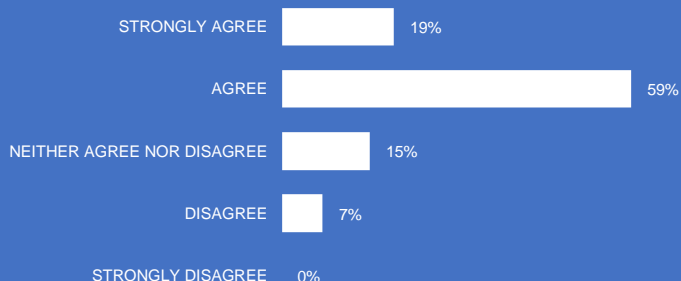


# SCHOOL PERFORMANCE

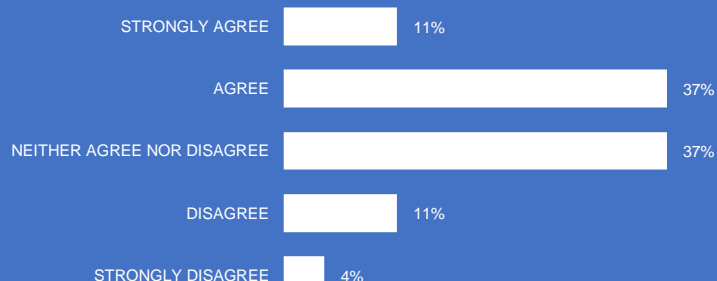


## Teaching Quality

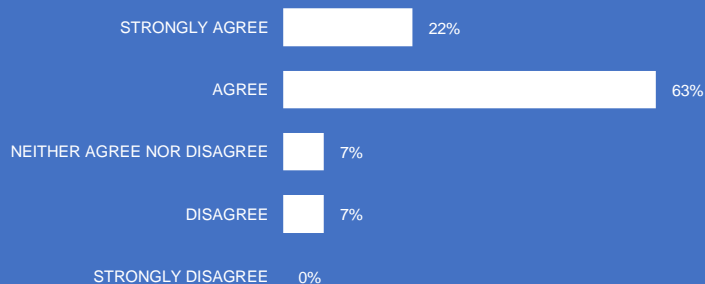
### SATISFACTION WITH THE OVERALL STANDARD OF EDUCATION



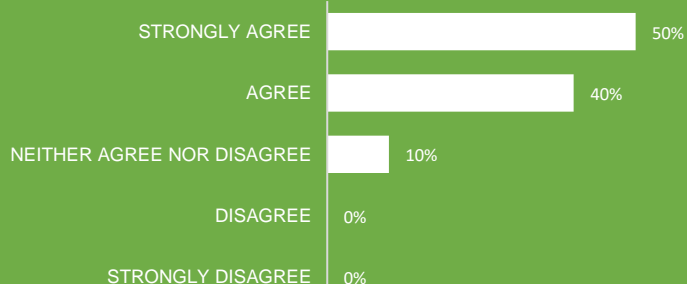
### TEACHERS HAVE HIGH EXPECTATIONS OF STUDENTS



### TEACHERS ARE DEDICATED TO IMPROVING STUDENT LEARNING



### TEACHERS EXPECT STUDENTS TO DO THEIR BEST



## 2018 NAPLAN Data

Table 1: Pingelly PS Year 3 Means Compared to Like and State Schools

Year 3	PPS	Like Schools	WA Public Schools
Reading	385	354	416
Writing	388	331	396
Spelling	365	353	406
Grammar	385	344	421
Numeracy	354	348	399

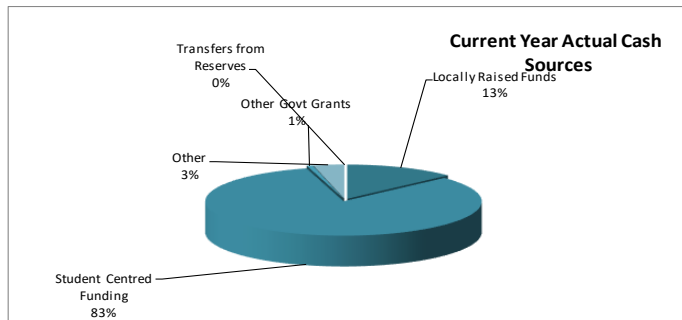
Year 5	PPS	Like Schools	WA Public Schools
Reading	444	441	495
Writing	397	403	455
Spelling	439	449	494
Grammar	415	429	495
Numeracy	425	437	485



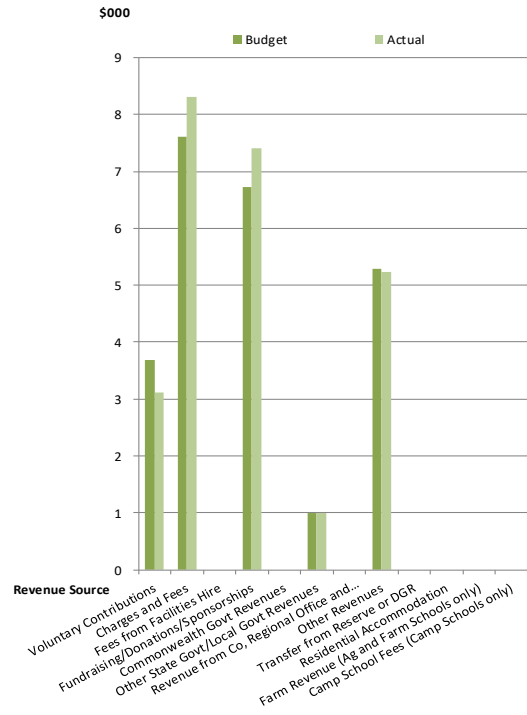
# SCHOOL PERFORMANCE

## Resources

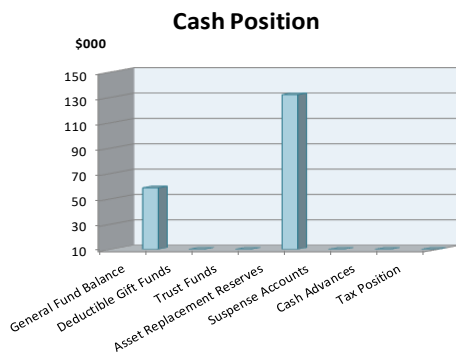
Revenue - Cash & Salary Allocation	Budget	Actual
1 Voluntary Contributions	\$ 3,686.00	\$ 3,114.14
2 Charges and Fees	\$ 7,611.00	\$ 8,300.14
3 Fees from Facilities Hire	\$ -	\$ -
4 Fundraising/Donations/Sponsorships	\$ 6,734.00	\$ 7,412.84
5 Commonwealth Govt Revenues	\$ -	\$ -
6 Other State Govt/Local Govt Revenues	\$ 1,000.00	\$ 1,000.00
7 Revenue from Co, Regional Office and Other Schools	\$ -	\$ -
8 Other Revenues	\$ 5,296.00	\$ 5,235.68
9 Transfer from Reserve or DGR	\$ -	\$ -
10 Residential Accommodation	\$ -	\$ -
11 Farm Revenue (Ag and Farm Schools only)	\$ -	\$ -
12 Camp School Fees (Camp Schools only)	\$ -	\$ -
<b>Total Locally Raised Funds</b>	<b>\$ 24,327.00</b>	<b>\$ 25,062.80</b>
<b>Opening Balance</b>	<b>\$ 78,977.00</b>	<b>\$ 78,977.45</b>
<b>Student Centred Funding</b>	<b>\$ 119,520.00</b>	<b>\$ 119,562.11</b>
<b>Total Cash Funds Available</b>	<b>\$ 222,824.00</b>	<b>\$ 223,602.36</b>
<b>Total Salary Allocation</b>	<b>\$ -</b>	<b>\$ -</b>
<b>Total Funds Available</b>	<b>\$ 222,824.00</b>	<b>\$ 223,602.36</b>



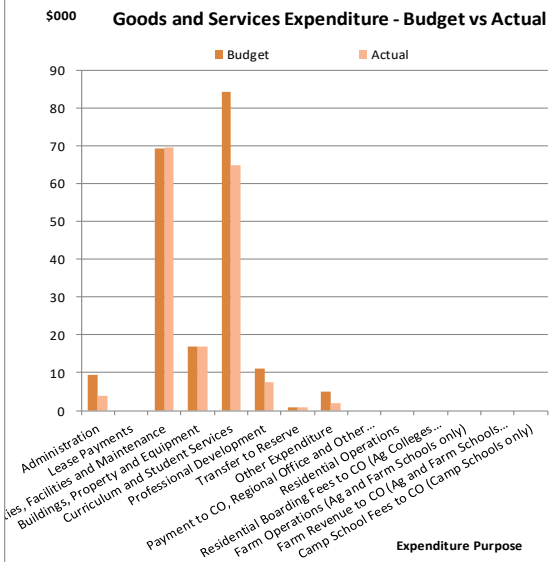
**Locally Generated Revenue - Budget vs Actual**



Expenditure - Cash and Salary	Budget	Actual
1 Administration	\$ 9,448.00	\$ 3,914.09
2 Lease Payments	\$ -	\$ -
3 Utilities, Facilities and Maintenance	\$ 69,300.00	\$ 69,496.70
4 Buildings, Property and Equipment	\$ 17,000.00	\$ 16,758.72
5 Curriculum and Student Services	\$ 84,302.00	\$ 64,854.67
6 Professional Development	\$ 11,000.00	\$ 7,433.20
7 Transfer to Reserve	\$ 700.00	\$ 700.00
8 Other Expenditure	\$ 4,964.00	\$ 1,915.11
9 Payment to CO, Regional Office and Other Schools	\$ -	\$ -
10 Residential Operations	\$ -	\$ -
11 Residential Boarding Fees to CO (Ag Colleges only)	\$ -	\$ -
12 Farm Operations (Ag and Farm Schools only)	\$ -	\$ -
13 Farm Revenue to CO (Ag and Farm Schools only)	\$ -	\$ -
14 Camp School Fees to CO (Camp Schools only)	\$ -	\$ -
<b>Total Goods and Services Expenditure</b>	<b>\$ 196,714.00</b>	<b>\$ 165,072.49</b>
<b>Total Forecast Salary Expenditure</b>	<b>\$ -</b>	<b>\$ -</b>
<b>Total Expenditure</b>	<b>\$ 196,714.00</b>	<b>\$ 165,072.49</b>
<b>Cash Budget Variance</b>	<b>\$ 26,110.00</b>	



**Goods and Services Expenditure - Budget vs Actual**



<b>Cash Position as at:</b>	
<b>Bank Balance</b>	<b>\$ 191,088.33</b>
Made up of:	
1 General Fund Balance	\$ 58,529.87
2 Deductible Gift Funds	\$ -
3 Trust Funds	\$ -
4 Asset Replacement Reserves	\$ 132,004.90
5 Suspense Accounts	\$ 1,037.56
6 Cash Advances	\$ -
7 Tax Position	\$ 484.00
<b>Total Bank Balance</b>	<b>\$ 191,088.33</b>

## SCHOOL PERFORMANCE

---

Across 2018, resources were used to improve outcomes across the following areas.

### Targeted Initiative Funding:

- School State Funded Chaplaincy program – the provision of a school chaplain from term 3 at 0.6 FTE
- National School Chaplaincy program – the provision of a school chaplain from term 3 at 0.6 FTE
- National Partnership on Universal Access to Early Childhood Education – the provision of 600 hours of kindergarten

### Other Funded Initiatives:

- Sporting Schools program – the provision of specialist instruction in tennis, badminton
- PALS funding – NAIDOC Day preparation and event
- Digital technologies grant – purchase of 14 iPads
- SDERA funding – Teacher relief and support for CHAT assembly
- P&C funding – funding support at STRIVE colour fun run and class excursion

### 2018 Staff:

Position	Number of Staff	Total FTE
<u>Administration</u>	2	2.0 FTE
- Principal		
- Deputy Principal		
<u>School Support</u>	3	2.0 FTE
- Manager Corporate Services		
- School Officer		
- Library Officer		
<u>Teaching</u>	7	6.7 FTE
- Early childhood		
- Primary school		
<u>Education Assistants</u>	5	4.2 FTE
- AIEO		
- Special Needs		
- Mainstream		
<u>Cleaning / Grounds</u>	5	2.65 FTE
- Cleaning		
- Gardeners		

# 2018 HIGHLIGHTS

## Key Events and Professional Learning

Welcome and welcome back for school leaders Mr McArdle, Mr Cowcher and new student leadership group

In term Swimming Lessons and successful Faction and Interschool Carnivals

Whole school Professional learning on Kagan Instructional Strategies

Opening of new junior play equipment.

Japanese and Noongar language provision

Scripture – Treasure Hunters

Cuppa with the Principal initiative for parents and community

Development of our STRIVE initiative in conjunction with Play is the Way and CHAT in social/emotional wellbeing

P&C Easter disco and student council spooky social

Tennis and badminton through Sporting Schools

Staff profile in newsletters

Continued Breakfast program

ANZAC Service

Coles Sports for Schools initiative

Pingelly Recreation and Community Centre visit with student leaders and shire representatives and follow up council meeting attendance

Play is the way workshop with Wilson McCaskill

National Simultaneous Story Time – Hickory Dickory Dash

Cross country and athletic carnivals

Year 6 leadership camp at Camp Kulin

Chaplain appointment

Bring a Bloke to Breakfast initiative and CHAT assembly

Men's Shed visit and partnership

Representatives in the Vi Barham award for excellence

Book week activities- treasure Hunt and staff favourite book readings

Pingelly Early Years Network Partnerships and training- Triple P, First Aid, Protective Behaviours

Narrogin SHS visit and transition

NAIDOC Day celebrations – Boyagin Rock visit

Year 5/6 Camp – Manjedal

Motor Safe Incursion

Outdoor Classroom Day and Denise Ansingh PD – The Potential of Outdoors

Colour Run/ STRIVE Day

Chaplain initiatives – archery, gymnastics, chicken run

The Great Vegie Crunch

T20 Blast cricket day

Children's Week performance – Ocean Magic performed by Rebecca Flanagan

Remembrance Day ceremony – poppy display

Year 1 Welcome to Country Song at Pingelly Health Centre Opening

CHAT Silver Award presentation

Year 2/3 Hyogo Cultural Prefectural Centre visit

Staff Vs student sport challenges

End of year concert and presentation

